



360×500 SHI-LR 34×1,1

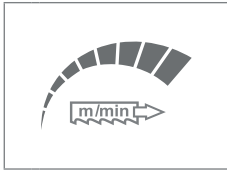
0°	45°	60°	45°	60°		
	360	360	300	360	300	x
	500×350	420×300	300×200	420×260	250×280	500×220
3×400V 50 Hz	3,0	20-100	4780×34×1,1	740		
L	B	Hmin	Hmax	V		
2800	1080	1470	2340	812		



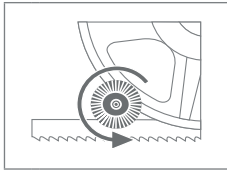
360×500
SHI-LR

STANDARD OPTION

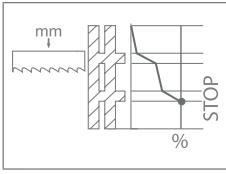
360-F



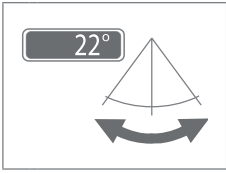
360-PCK



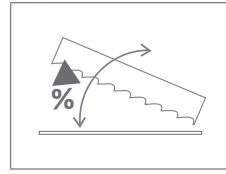
PEGAS-BRP




360-PUD



360-IPB



LIGHT L1



360-RDP 2000/520

360-RDPM 2000/520

RBR 280 +RB

RBR 280/520

360-SRZ

500-RDH

VD-VB-190

VD-V-520

VD-2000/520/60/6
VD-2000/520/60/10

360 RDZ 2000/520

360 RDZM 2000/520

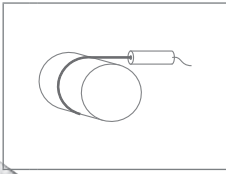
RDM 2000/520

RDML 2000/520

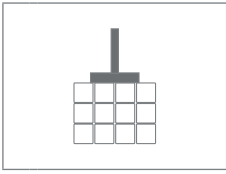
RDT 2000/520

RDT 1000/520

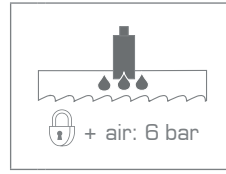
LASER LINE



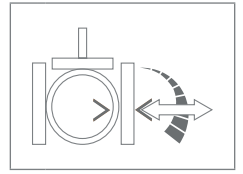
360-HP



MINI LUBE 27-34



360-RTS



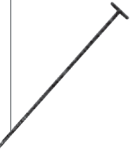
BOX-TRI



BOX-PCS



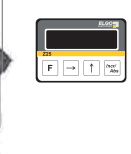
BOX-TAH



OZS +RDM



OZS-D +RDM



OZP-L
OZD-L




OZP +RDT



OZP-D +RDT



V-520



CONTROL PANEL: MITSUBISHI

360x500 SHI-LR

- výrobce si vyhrazuje právo provádět změny technických údajů, technické údaje odpovídají 1.1.2023 / producer has the right to make changes of technical data, technical data are valid on 1.1.2023

- pila na fotografii není vždy v základním provedení, uvedené rozměry odpovídají stroji v základním provedení / the machine in the picture is not always in the basic version, mentioned diameters are for machine in basic version

* doporučená hodnota. Při překročení doporučeného maximálního průměru není možné garantovat výkon pilového pásu!

/ recommended value. The blade performance cannot be guaranteed when the recommended diameter is exceeded!

☒ - řezání svazků bez horního přitlačení / cutting of the bundle without top clamping



PEGAS - GONDA s.r.o.
Čs.armády 322, 684 01 Slavkov u Brna,
CZECH REPUBLIC

www.pegas-gonda.cz
00420-544 221 125 (126) | pegas@gonda.cz